




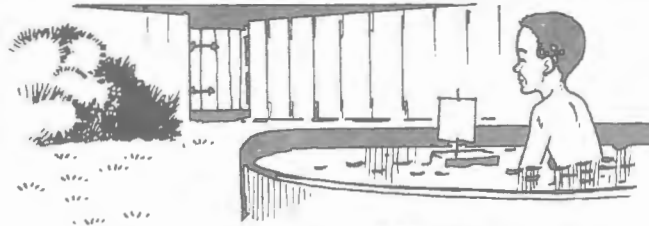
STOP MOSQUITOES!

CHECK YOUR YARD & HOME ...


YOU SHOULD ... Get rid of old tires, tin cans, bottles, jars, buckets, drums and other containers, or should keep them empty.



YOU SHOULD ... Empty your plastic wading pool weekly and store it indoors when not in use.



YOU SHOULD ... Repair leaky pipes, outside faucets, and move house cooler drain hoses frequently.



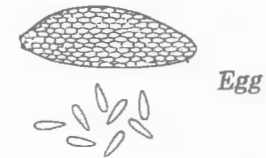
YOU SHOULD ... Change water and scrub vases holding flowers or cuttings twice each week—or grow cuttings in sand; scrub and change water in bird baths twice weekly; empty watering pans of pets and chickens daily.



If there are any places around your home where water collects, such as water-holding containers, house cooler drains, and ornamental ponds — **YOU MAY BE RAISING MOSQUITOES!**

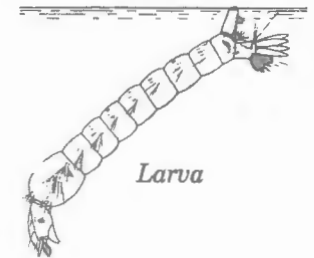
IT'S A FACT ...

All mosquitoes need water in which to pass their early life stages ... Adult flying mosquitoes frequently rest in grass, shrubbery or other foliage, but they never develop there ...

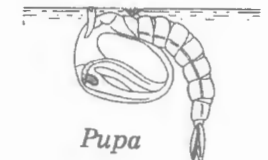


Egg

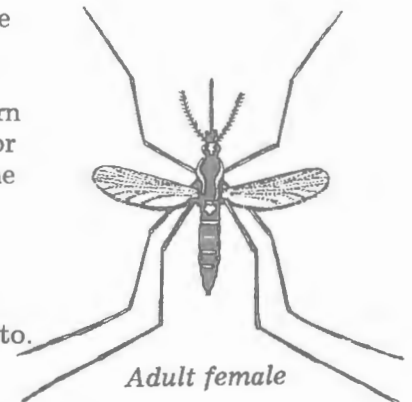
Some mosquitoes lay their eggs in standing water where they hatch in a day or two. Other mosquitoes lay their eggs in old tires, tin cans, or other water-holding containers in which they may remain unhatched for weeks or months until they are covered with water. With both types of mosquitoes, the wigglers or larvae grow quickly and turn into tumblers or pupae. Soon the skin of the tumbler splits open and out climbs another hungry mosquito.



Larva



Pupa



Adult female