



Washington County, TX

My Treasurers Report

Summary

Date Range: 01/01/2022 - 01/31/2022

Fund	Beginning Cash Balance	Revenues	Expenses	Net Change Assets	Net Change Liabilities	Calculated Ending Balance	Actual Ending Balance	Calculated - Actual Ending
010 - GENERAL FUND	8,777,338.02	1,909,342.54	1,894,714.44	3,997,522.90	156,472.75	4,637,970.47	4,637,970.47	0.00
015 - ROAD & BRIDGE	3,920,094.45	611,959.74	300,345.45	0.00	-2,607.94	4,234,316.68	4,234,316.68	0.00
020 - NO	0.00	0.00	0.00	0.00	0.00	0.00	0.00	0.00
021 - HIGHWAY 290/36	6,044.73	1.55	0.00	0.00	0.00	6,046.28	6,046.28	0.00
023 - JP TECHNOLOGY	10,653.26	860.86	231.19	0.00	0.00	11,282.93	11,282.93	0.00
024 - DISTRICT ATTORNEY LEOSE FUNDS	3,666.95	0.94	0.00	0.00	0.00	3,667.89	3,667.89	0.00
025 - DISTRICT ATTORNEY	57,634.27	61,851.38	56,467.97	0.00	-6,820.33	69,838.01	69,838.01	0.00
026 - DISTRICT ATTORNEY - HOT CHECK	2,770.55	0.82	0.00	0.00	0.00	2,771.37	2,771.37	0.00
029 - EMS	-1,440,301.03	367,737.34	413,382.19	0.00	-3,063.97	-1,482,881.91	-1,482,881.91	0.00
030 - AMBULANCE SERVICE SUPPLEMENT PAYMENT	276,405.51	82.13	2,241.83	0.00	0.00	274,245.81	274,245.81	0.00
031 - AMERICAN RESCUE PLAN ACT	3,428,223.67	881.27	0.00	0.00	0.00	3,429,104.94	3,429,104.94	0.00
032 - CORONAVIRUS RELIEF FUND	987,094.56	253.74	0.00	0.00	0.00	987,348.30	987,348.30	0.00
033 - SILVER CRAYON PROJECT	-10,000.00	0.00	0.00	0.00	0.00	-10,000.00	-10,000.00	0.00
034 - AVIATION CAPITAL IMPROVEMENT FUND	0.00	0.00	0.00	0.00	0.00	0.00	0.00	0.00
035 - EMS DONATION	54,932.09	12.01	8,056.51	0.00	169.00	46,718.59	46,718.59	0.00
036 - CRIMINAL JUSTICE	51,338.94	40,428.24	84,242.37	0.00	0.00	7,524.81	7,524.81	0.00
037 - RURAL ADDRESSING	14,909.40	3.83	0.00	0.00	0.00	14,913.23	14,913.23	0.00
038 - NARCOTIC	0.00	0.00	0.00	0.00	0.00	0.00	0.00	0.00
039 - LAW LIBRARY	40,070.50	1,270.37	995.00	0.00	0.00	40,345.87	40,345.87	0.00
040 - CHECK AND PROCESS	33,742.67	0.00	0.00	0.00	0.00	33,742.67	33,742.67	0.00
041 - SHERIFF ESCROW	18,671.01	4.80	0.00	0.00	0.00	18,675.81	18,675.81	0.00
042 - CHILD FOSTER CARE	53,711.74	43.81	0.00	0.00	0.00	53,755.55	53,755.55	0.00
044 - SNACK ACCOUNT	14,643.68	2,503.73	2,625.40	0.00	0.00	14,522.01	14,522.01	0.00
045 - SCHOOL LAND DAMAGE	5,849.17	1.50	0.00	0.00	0.00	5,850.67	5,850.67	0.00
046 - PERMANENT SCHOOL / AVAILABILITY	431,365.54	85.94	61,331.53	0.00	35,722.59	334,397.36	334,397.36	0.00
048 - SCHOOL LAND IMPROVEMENT	86,726.13	22.29	0.00	0.00	0.00	86,748.42	86,748.42	0.00
049 - DISTRICT ATTORNEY FORFEITURE ACCOUNT	57,891.44	17.21	0.00	0.00	0.00	57,908.65	57,908.65	0.00
050 - SHERIFF FORFEITURE ACCOUNT	20,310.22	6.04	0.00	0.00	0.00	20,316.26	20,316.26	0.00
051 - FORTFEITURE OF ASSETS ACCOUNT	0.00	0.00	0.00	0.00	0.00	0.00	0.00	0.00
052 - RECORD MANAGEMENT PRESERVATION	133,224.87	8,951.30	27,612.00	0.00	330.00	114,234.17	114,234.17	0.00
053 - OPEB FUNDING	14,195.63	3.65	0.00	0.00	0.00	14,199.28	14,199.28	0.00
054 - DISTRICT CLERK - RMP	46,244.22	489.51	0.00	0.00	0.00	46,733.73	46,733.73	0.00
055 - COUNTY AND DISTRICT CLERK TECH FUND	24,399.86	121.32	0.00	0.00	0.00	24,521.18	24,521.18	0.00
056 - RECORD PRESERVATION	42,293.17	1,001.70	30,264.75	0.00	30,264.75	-17,234.63	-17,234.63	0.00
057 - SEIZURE ACCOUNT	0.00	0.00	0.00	0.00	0.00	0.00	0.00	0.00
058 - CELLULAR PHONE ACCOUNT	0.00	0.00	0.00	0.00	0.00	0.00	0.00	0.00
059 - ARCHIVE FEE COUNTY CLERK	97,922.98	8,287.29	0.00	0.00	0.00	106,210.27	106,210.27	0.00

My Treasurers Report

Date Range: 01/01/2022 - 01/31/2022

Fund	Beginning Cash Balance	Revenues	Expenses	Net Change Assets	Net Change Liabilities	Calculated Ending Balance	Actual Ending Balance	Calculated - Actual Ending
060 - PERSONNEL / EMPLOYEE TESTING	14,996.96	3.71	571.00	0.00	0.00	14,429.67	14,429.67	0.00
061 - CONSTABLE PRECINCT 1 TRAINING FUND	1,592.11	0.47	0.00	0.00	0.00	1,592.58	1,592.58	0.00
062 - CONSTABLE PRECINCT 2 TRAINING FUND	1,162.91	0.35	0.00	0.00	0.00	1,163.26	1,163.26	0.00
063 - CONSTABLE PRECINCT 3 TRAINING FUND	3,217.31	0.96	0.00	0.00	0.00	3,218.27	3,218.27	0.00
064 - CONSTABLE PRECINCT 4 TRAINING FUND	5,687.12	1.69	0.00	0.00	0.00	5,688.81	5,688.81	0.00
065 - COMMUNITY SERVICE RESTITUTION	59,293.25	17.63	0.00	0.00	0.00	59,310.88	59,310.88	0.00
066 - PECAN GLEN ROAD DISTRICT DEBT SERVICE	49,271.97	1,427.15	0.00	0.00	0.00	50,699.12	50,699.12	0.00
067 - INTEREST AND SINKING FUND	841,905.91	49,324.19	398,750.00	400,000.00	0.00	92,480.10	92,480.10	0.00
068 - PECAN GLEN ROAD DISTRICT PROJECT ACCOUNT	785,162.51	263.44	0.00	0.00	0.00	785,425.95	785,425.95	0.00
069 - COURTHOUSE RESTORATION FUND	0.00	0.00	255,475.31	0.00	0.00	-255,475.31	-255,475.31	0.00
070 - COURTHOUSE SECURITY	74,388.02	2,443.31	0.00	0.00	0.00	76,831.33	76,831.33	0.00
071 - DISTRICT COURT ARCHIVE FUND	25,967.13	337.92	0.00	0.00	0.00	26,305.05	26,305.05	0.00
072 - UNCLAIMED AND ABANDONED PROPERTY	23,109.42	6.87	0.00	0.00	0.00	23,116.29	23,116.29	0.00
073 - HOMELAND SECURITY	567.00	0.15	0.00	0.00	0.00	567.15	567.15	0.00
074 - WC-TX COMMUNITY DEVELOPMENT PROGRAM	622.81	0.19	0.00	0.00	0.00	623.00	623.00	0.00
075 - JAIL BOARD	0.00	0.00	0.00	0.00	0.00	0.00	0.00	0.00
076 - TOBACCO SETTLEMENT	40,687.30	10.46	0.00	0.00	5,385.37	40,697.76	40,697.76	0.00
077 - JUSTICE OF THE PEACE 4 PAYABLE	17,619.24	0.00	0.00	0.00	0.00	12,233.87	12,233.87	0.00
078 - SHERIFF EQUIPMENT	0.00	0.00	0.00	0.00	0.00	0.00	0.00	0.00
079 - FAIRGROUNDS	0.00	0.00	0.00	0.00	0.00	0.00	0.00	0.00
080 - CLERK ELECTIONS ACCOUNT	43,118.38	9.67	5,487.45	0.00	0.00	37,640.60	37,640.60	0.00
081 - HAVA GRANT EQUIPMENT ACCOUNT	0.00	0.00	0.00	0.00	0.00	0.00	0.00	0.00
082 - JUSTICE OF THE PEACE 3 PAYABLE	17,025.74	0.00	0.00	0.00	9,658.30	7,367.44	7,367.44	0.00
083 - JUSTICE OF THE PEACE 2 PAYABLE	13,350.99	0.00	0.00	0.00	9,061.42	4,289.57	4,289.57	0.00
084 - JUSTICE OF THE PEACE 1 PAYABLE	18,804.75	0.00	0.00	0.00	-787.65	19,592.40	19,592.40	0.00
085 - BRAZOS VALLEY HOME CONSORTIUM	0.00	0.00	0.00	0.00	0.00	0.00	0.00	0.00
086 - 2008 HEALTH PILOT GRANT	28,456.04	7.31	0.00	0.00	0.00	28,463.35	28,463.35	0.00
087 - TDRA	0.00	0.00	0.00	0.00	0.00	0.00	0.00	0.00
088 - BAIL BOND ACCOUNT	6,474.95	1.66	0.00	0.00	0.00	6,476.61	6,476.61	0.00
089 - SHERIFF GRANT FUND	0.00	0.00	0.00	0.00	0.00	0.00	0.00	0.00
090 - BPA/DA SEIZURE ACCOUNT	52,621.55	15.64	0.00	0.00	0.00	52,637.19	52,637.19	0.00
091 - SO TRAINING FUND	22,228.27	5.71	0.00	0.00	0.00	22,233.98	22,233.98	0.00
092 - SO DONATION FUND	175,163.10	44.56	1,637.26	0.00	187.50	173,382.90	173,382.90	0.00
093 - HOTEL / MOTEL TAX	191,876.28	38,514.88	5,490.00	0.00	0.00	224,901.16	224,901.16	0.00
094 - HEALTHY COUNTY REWARDS	400.59	0.10	0.00	0.00	0.00	400.69	400.69	0.00
095 - ENVIRONMENTAL CLEARING	5,663.39	0.00	0.00	0.00	-2,498.83	8,162.22	8,162.22	0.00
096 - CO. ATTY. PRETRIAL DIVERSION	12,148.06	503.25	0.00	0.00	0.00	12,651.31	12,651.31	0.00
097 - GENERAL FIXED ASSETS	0.00	0.00	0.00	0.00	0.00	0.00	0.00	0.00
098 - PAYROLL CLEARING FUND	29,791.26	148.54	0.00	0.00	-226,521.70	256,461.50	30,122.86	226,338.64
099 - POOLED CASH	0.00	0.00	0.00	0.00	4,558,618.05	-4,558,618.05	0.00	-4,558,618.05
Report Total:	19,824,442.52	3,109,316.66	3,549,921.65	4,397,522.90	4,563,569.31	10,422,745.32	14,755,024.73	-4,332,279.41



Washington County, TX

My Treasurers Report Summary

Date Range: 01/01/2022 - 01/31/2022

Fund	Beginning Cash Balance	Revenues	Expenses	Net Change Assets	Net Change Liabilities	Calculated Ending Balance	Actual Ending Balance	Calculated - Actual Ending
010 - GENERAL FUND	13,508,496.54	1,909,342.54	1,894,714.44	4,000,000.47	4,000,000.47	5,523,123.80	17,508,497.11	-11,985,373.31
015 - ROAD & BRIDGE	2,000,000.00	611,959.74	300,345.45	0.00	0.00	2,311,614.29	2,000,000.00	311,614.29
021 - HIGHWAY 290/36	580,000.00	1.55	0.00	0.00	0.00	580,001.55	580,000.00	1.55
023 - JP TECHNOLOGY	100,000.00	860.86	231.19	0.00	0.00	100,629.67	100,000.00	629.67
035 - EMIS DONATION	150,000.00	12.01	8,056.51	0.00	0.00	141,955.50	150,000.00	-8,044.50
037 - RURAL ADDRESSING	125,000.00	3.83	0.00	0.00	0.00	125,003.83	125,000.00	3.83
042 - CHILD FOSTER CARE	75,000.00	43.81	0.00	0.00	0.00	75,043.81	75,000.00	43.81
045 - SCHOOL LAND DAMAGE	30,000.00	1.50	0.00	0.00	0.00	30,001.50	30,000.00	1.50
046 - PERMANENT SCHOOL / AVAILABILITY	1,328,960.00	85.94	61,351.53	0.00	0.00	1,267,714.41	1,328,960.00	-61,245.59
048 - SCHOOL LAND IMPROVEMENT	350,000.00	22.29	0.00	0.00	0.00	350,022.29	350,000.00	22.29
052 - RECORD MANAGEMENT PRESERVATION	150,000.00	8,951.30	27,612.00	0.00	0.00	131,339.30	150,000.00	-18,660.70
053 - OPEB FUNDING	225,000.00	3.65	0.00	0.00	0.00	225,003.65	225,000.00	3.65
056 - RECORD PRESERVATION	125,000.00	1,001.70	30,264.75	0.00	0.00	95,736.95	125,000.00	-29,263.05
059 - ARCHIVE FEE COUNTY CLERK	150,000.00	8,287.29	0.00	0.00	0.00	158,287.29	150,000.00	8,287.29
067 - INTEREST AND SINKING FUND	1,200,000.00	49,324.19	398,750.00	400,000.00	400,000.00	50,574.19	1,600,000.00	-1,549,425.81
070 - COURTHOUSE SECURITY	100,000.00	2,443.31	0.00	0.00	0.00	102,443.31	100,000.00	2,443.31
076 - TOBACCO SETTLEMENT	350,000.00	10.46	0.00	0.00	0.00	350,010.46	350,000.00	10.46
093 - HOTEL / MOTEL TAX	315,000.00	38,514.88	5,490.00	0.00	0.00	348,024.88	315,000.00	33,024.88
Report Total:	20,862,456.64	2,630,870.85	2,726,795.87	4,400,000.47	4,400,000.47	11,966,550.68	25,262,457.11	-13,295,926.43

WASHINGTON COUNTY INVESTMENT REPORT 2022

#	Account Number	Title	Fund	Term	%	Balance	Maturity Date	Pay Dates	Interest	Add/WD's
1	626563	WC ENGINEERIN DEVELOPMENT SERV	15 12 MO	MO	0.77%	\$2,000,000.00	5/3/2022	2/3/2022 5/3/2022		
2	626564	WC HWY 290/3	21 12 MO	MO	0.77%	\$580,000.00	5/3/2022	2/3/2022 5/3/2022		
3	626565	WC JP TECHNOL FUND	23 12 MO	MO	0.77%	\$100,000.00	5/3/2022	2/3/2022 5/3/2022		
4	626566	WC EMS DONAT	35 12 MO	MO	0.77%	\$150,000.00	5/3/2022	2/3/2022 5/3/2022		
5	626567	WC RURAL ADDRESSING	37 12 MO	MO	0.77%	\$125,000.00	5/3/2022	2/3/2022 5/3/2022		
6	626568	WC CHILD WELF	42 12 MO	MO	0.77%	\$75,000.00	5/3/2022	2/3/2022 5/3/2022		

7	626569 WC SCHOOL LAND DAMAGE	45 12 MO	0.77%	\$30,000.00	5/3/2022	2/3/2022 5/3/2022
8	626570 WC PERMANENT SCHOOL FUND	46 12 MO	0.77%	\$1,328,960.00	5/3/2022	2/3/2022 5/3/2022
9	626571 WC SCHOOL LAN IMPROVEMENT	48 12 MO	0.77%	\$350,000.00	5/3/2022	2/3/2022 5/3/2022
10	626572 WC CO CLERK RI MGMT PRESERVATION	52 12 MO	0.77%	\$150,000.00	5/3/2022	2/3/2022 5/3/2022
11	626573 WC OPEB	53 12 MO	0.77%	\$225,000.00	5/3/2022	2/3/2022 5/3/2022
12	626574 WC DIST CLERK I MGMT PRESERVATION	56 12 MO	0.77%	\$125,000.00	5/3/2022	2/3/2022 5/3/2022


13	626575 WC ARCHIVE FEI	59 12 MO	0.77%	\$150,000.00	5/3/2022	2/3/2002 5/3/2002
14	626579 WC DEBT SERVIC	67 12 MO	0.77%	\$1,200,000.00	5/3/2022	2/3/2022 5/3/2022
15	626576 WC COURTHOU: SECURITY	70 12 MO	0.77%	\$100,000.00	5/3/2022	2/3/2022 5/3/2022
16	626578 WC TOBACCO FI	76 12 MO	0.77%	\$350,000.00	5/3/2022	2/3/2022 5/3/2022
17	626580 WC HOTEL MOT	93 12 MO	0.77%	\$315,000.00	5/3/2022	2/3/2022 5/3/2022
18	626632 WC GENERAL	10 12 MO	0.70%	\$3,500,000.00	7/30/2022	2/3/2022 5/3/2022

19	435081 WC GENERAL	10		\$10,000,000.00		1/31/2022	\$8,497.11
						2/28/2022	
						3/31/2022	
						4/30/2022	
						5/31/2022	
						6/30/2022	
						7/31/2022	
						8/31/2022	
						9/30/2022	
						10/31/2022	
						11/30/2022	
						12/31/2022	
20	626762 WC GENERAL	10 12 MO	0.70%	\$4,000,000.00	1/24/2023	4/24/2022	
						7/24/2022	
						10/24/2022	
						1/24/2023	
21	626775 WC DEBT SERV	67 12 MO	0.70%	\$400,000.00	1/24/2023	4/24/2022	
						7/24/2022	
						10/24/2022	
						1/24/2023	
TOTAL				\$25,253,960.00			\$8,497.11


TREASURER'S REPORT

EXAMINED AND APPROVED BY WASHINGTON COUNTY INVESTMENT COMMITTEE

THIS 21st DAY OF February, 20 22



PEGGY KRAMER
WASHINGTON CO. TREASURER



SHARON STOLZ
WASHINGTON CO. AUDITOR



JOY FUCHS
WASHINGTON CO.
COMMISSIONER, PCT. 4

WASHINGTON COUNTY, TEXAS

FILED WITH THE EXHIBITS ACCOMPANYING SAME,


THIS 21st DAY OF February, 20 22



COUNTY CLERK

EXAMINED AND APPROVED IN OPEN COMMISSIONERS' COURT

THIS 21st DAY OF February, 20 22



PRESIDING OFFICER OF COMMISSIONERS' COURT