



Washington County, TX

My Treasurers Report

Summary

Date Range: 06/01/2023 - 06/30/2023

Fund	Beginning Cash Balance	Revenues	Expenses	Net Change Assets	Net Change Liabilities	Calculated Ending Balance	Actual Ending Balance	Calculated - Actual Ending
010 - GENERAL FUND	-320,730.43	1,051,635.03	1,570,695.10	16,347.93	-3,012.94	-853,125.49	-881,762.55	28,637.06
015 - ENGINEERING & DEVELOPMENT SERVICES	3,850,295.55	421,607.97	414,876.92	0.00	130.51	3,856,897.09	3,856,897.09	0.00
020 - NO	0.00	0.00	0.00	0.00	0.00	0.00	0.00	0.00
021 - HIGHWAY 290/36	9,505.02	16.94	0.00	0.00	0.00	9,521.96	9,521.96	0.00
022 - OPIOID SETTLEMENT	0.00	0.00	0.00	0.00	0.00	0.00	0.00	0.00
023 - JP TECHNOLOGY	19,842.88	803.79	109.17	0.00	0.00	20,537.50	20,537.50	0.00
024 - DISTRICT ATTORNEY LEOSE FUNDS	4,812.34	8.58	0.00	0.00	0.00	4,820.92	4,820.92	0.00
025 - DISTRICT ATTORNEY	108,165.91	62,568.77	63,000.20	0.00	87.29	107,647.19	107,647.19	0.00
026 - DISTRICT ATTORNEY - HOT CHECK	3,285.79	7.07	0.00	0.00	0.00	3,272.86	3,272.86	0.00
029 - EMS	-1,712,128.63	459,642.20	548,252.11	0.00	655.42	-1,801,393.96	-1,801,393.96	0.00
030 - AMBULANCE SERVICE SUPPLEMENT PAYMENT	97,634.94	208.85	4,200.00	0.00	0.00	93,643.79	93,643.79	0.00
031 - AMERICAN RESCUE PLAN ACT	5,352,955.62	-1,259.30	59,635.66	0.00	0.00	5,292,060.66	5,292,060.66	0.00
032 - CORONAVIRUS RELIEF FUND	-201,525.17	-370.60	6,453.04	0.00	0.00	-208,348.81	-208,348.81	0.00
033 - SILVER CRAYON PROJECT	0.00	0.00	0.00	0.00	0.00	0.00	0.00	0.00
034 - AVIATION CAPITAL IMPROVEMENT FUND	0.00	0.00	0.00	0.00	0.00	0.00	0.00	0.00
035 - EMS DONATION	101,560.07	3,789.66	4,107.99	0.00	0.00	101,241.74	101,241.74	0.00
036 - CRIMINAL JUSTICE	33,358.68	35,200.42	0.00	0.00	0.00	68,559.10	68,559.10	0.00
037 - RURAL ADDRESSING	25,267.67	170.25	0.00	0.00	0.00	25,437.92	25,437.92	0.00
038 - NARCOTIC	0.00	0.00	0.00	0.00	0.00	0.00	0.00	0.00
039 - LAW LIBRARY	53,628.19	2,340.11	1,035.00	0.00	0.00	54,933.30	54,933.30	0.00
040 - CHECK AND PROCESS	19,476.55	530.53	0.00	0.00	0.00	20,007.08	20,007.08	0.00
041 - SHERIFF ESCROW	19,047.58	33.94	0.00	0.00	0.00	19,081.52	19,081.52	0.00
042 - CHILD FOSTER CARE	38,884.65	135.41	0.00	0.00	0.00	39,020.06	39,020.06	0.00
044 - SNACK ACCOUNT	6,079.68	9.50	748.73	0.00	0.00	5,340.45	5,340.45	0.00
045 - SCHOOL LAND DAMAGE	5,531.08	9.86	0.00	0.00	0.00	5,540.94	5,540.94	0.00
046 - PERMANENT SCHOOL / AVAILABILITY	554,166.57	985.53	1,097.39	0.00	0.00	554,054.71	554,054.71	0.00
048 - SCHOOL LAND IMPROVEMENT	47,605.39	84.83	0.00	0.00	0.00	47,690.22	47,690.22	0.00
049 - DISTRICT ATTORNEY FOREFTURE ACCOUNT	90,179.78	195.14	0.00	0.00	0.00	90,374.92	90,374.92	0.00
050 - SHERIFF FOREFTURE ACCOUNT	8,878.34	19.21	0.00	0.00	0.00	8,897.55	8,897.55	0.00
051 - FORTFEITURE OF ASSETS ACCOUNT	0.00	0.00	0.00	0.00	0.00	0.00	0.00	0.00
052 - RECORD MANAGEMENT PRESERVATION	63,204.85	9,236.19	710.27	0.00	0.00	71,730.77	71,730.77	0.00
053 - OPEB FUNDING	15,896.48	28.33	0.00	0.00	0.00	15,924.81	15,924.81	0.00
054 - DISTRICT CLERK - RMP	60,317.52	847.70	0.00	0.00	0.00	61,165.22	61,165.22	0.00
055 - COUNTY AND DISTRICT CLERK TECH FUND	23,766.48	135.44	0.00	0.00	0.00	23,901.92	23,901.92	0.00
056 - RECORD PRESERVATION	-10,802.39	570.92	0.00	0.00	0.00	-10,231.47	-10,231.47	0.00
057 - SEIZURE ACCOUNT	0.00	0.00	0.00	0.00	0.00	0.00	0.00	0.00
058 - CELLULAR PHONE ACCOUNT	0.00	0.00	0.00	0.00	0.00	0.00	0.00	0.00

NY Treasurers Report

Date Range: 06/01/2023 - 06/30/2023

Fund	Beginning Cash Balance	Revenues	Expenses	Net Change Assets	Net Change Liabilities	Calculated Ending Balance	Actual Ending Balance	Calculated - Actual Ending
059 - ARCHIVE FEE COUNTY CLERK	67,963.70	7,864.59	165.00	0.00	0.00	75,663.29	75,663.29	0.00
060 - PERSONNEL / EMPLOYEE TESTING	26,977.65	43.16	2,757.72	0.00	0.00	24,263.09	24,263.09	0.00
061 - CONSTABLE PRECINCT 1 TRAINING FUND	2,141.67	4.63	0.00	0.00	0.00	2,146.30	2,146.30	0.00
062 - CONSTABLE PRECINCT 2 TRAINING FUND	2,295.58	4.97	0.00	0.00	0.00	2,300.55	2,300.55	0.00
063 - CONSTABLE PRECINCT 3 TRAINING FUND	2,977.27	5.42	830.80	0.00	0.00	2,151.89	2,151.89	0.00
064 - CONSTABLE PRECINCT 4 TRAINING FUND	6,853.12	14.83	0.00	0.00	0.00	6,867.95	6,867.95	0.00
065 - COMMUNITY SERVICE RESTITUTION	59,722.31	129.23	0.00	0.00	0.00	59,851.54	59,851.54	0.00
066 - PECAN GLEN ROAD DISTRICT DEBT SERVICE	79,929.50	1,664.42	30.41	0.00	0.00	81,563.51	81,563.51	0.00
067 - INTEREST AND SINKING FUND	95,546.70	9,455.47	0.00	0.00	0.00	105,002.17	105,002.17	0.00
068 - PECAN GLEN ROAD DISTRICT PROJECT ACCOUNT	238,016.57	23.40	179,012.69	0.00	0.00	59,027.28	59,027.28	0.00
069 - COURTHOUSE RESTORATION FUND	0.00	0.00	0.00	0.00	0.00	0.00	0.00	0.00
070 - COURTHOUSE SECURITY	73,770.05	3,290.36	0.00	0.00	0.00	77,060.41	77,060.41	0.00
071 - DISTRICT COURT ARCHIVE FUND	27,852.30	49.63	0.00	0.00	0.00	27,901.93	27,901.93	0.00
072 - UNCLAIMED AND ABANDONED PROPERTY	23,372.19	50.58	0.00	0.00	0.00	23,422.77	23,422.77	0.00
073 - HOMELAND SECURITY	570.42	1.02	0.00	0.00	0.00	571.44	571.44	0.00
074 - WC-TX COMMUNITY DEVELOPMENT PROGRAM	627.34	1.36	0.00	0.00	0.00	628.70	628.70	0.00
075 - ENGINEERING AND DEVELOPMENT CLEARING	196,441.47	302.92	0.00	0.00	0.00	196,744.39	10,790.86	185,953.53
076 - TOBACCO SETTLEMENT	20,774.40	37.02	0.00	0.00	0.00	20,811.42	20,811.42	0.00
077 - JUSTICE OF THE PEACE 4 PAYABLE	11,693.66	0.00	0.00	0.00	5,469.38	6,224.28	6,224.28	0.00
078 - SHERIFF EQUIPMENT	0.00	0.00	0.00	0.00	0.00	0.00	0.00	0.00
079 - EXPO	0.00	226.46	0.00	0.00	-7,511.28	7,737.74	0.00	7,737.74
080 - CLERK ELECTIONS ACCOUNT	47,006.42	2,894.71	0.00	0.00	0.00	49,901.13	49,901.13	0.00
081 - HAVA GRANT EQUIPMENT ACCOUNT	0.00	2,625.00	0.00	0.00	0.00	2,625.00	2,625.00	0.00
082 - JUSTICE OF THE PEACE 3 PAYABLE	12,176.84	0.00	0.00	0.00	2,177.88	9,998.96	9,998.96	0.00
083 - JUSTICE OF THE PEACE 2 PAYABLE	6,344.24	0.00	0.00	0.00	-7,717.66	14,061.90	14,061.90	0.00
084 - JUSTICE OF THE PEACE 1 PAYABLE	20,193.21	0.00	0.00	0.00	3,130.03	17,063.18	17,063.18	0.00
085 - BRAZOS VALLEY HOME CONSORTIUM	0.00	0.00	0.00	0.00	0.00	0.00	0.00	0.00
086 - 2008 HEALTH PILOT GRANT	28,626.39	51.01	0.00	0.00	0.00	28,677.40	28,677.40	0.00
087 - TDRA	0.00	0.00	0.00	0.00	0.00	0.00	0.00	0.00
088 - BAIL BOND ACCOUNT	7,692.73	13.23	270.00	0.00	0.00	7,435.96	7,435.96	0.00
089 - SHERIFF GRANT FUND	0.00	0.00	0.00	0.00	0.00	0.00	0.00	0.00
090 - BPAY/DA SEIZURE ACCOUNT	70,363.54	4,126.55	0.00	0.00	0.00	74,490.09	74,490.09	0.00
091 - SO TRAINING FUND	20,684.67	31.26	3,144.00	0.00	0.00	17,571.93	17,571.93	0.00
092 - SO DONATION FUND	136,315.93	1,745.58	0.00	0.00	0.00	138,061.51	138,061.51	0.00
093 - HOTEL / MOTEL TAX	83,121.36	8,265.01	27,895.00	0.00	0.00	63,491.37	63,491.37	0.00
094 - HEALTHY COUNTY REWARDS	2,545.93	6.28	-981.02	0.00	0.00	3,533.23	3,533.23	0.00
095 - ENVIRONMENTAL CLEARING	6,467.67	17.86	0.00	0.00	-2,512.33	8,997.86	8,997.86	0.00
096 - CO. ATTY. PRETRIAL DIVERSION	10,737.36	2,523.59	0.00	0.00	0.00	13,260.95	13,260.95	0.00
097 - GENERAL FIXED ASSETS	0.00	0.00	0.00	0.00	0.00	0.00	0.00	0.00
098 - PAYROLL CLEARING FUND	22,492.99	1,153.40	0.00	0.00	1,431.37	22,215.02	24,460.20	-2,245.18
099 - POOLED CASH	0.00	0.00	0.00	0.00	647,015.98	-647,015.98	0.00	-647,015.98
Report Total:	9,780,437.17	2,095,815.22	2,888,046.18	16,347.93	639,343.65	8,332,514.63	8,759,447.46	-426,932.83



Washington County, TX

My Treasurers Report Summary

Date Range: 06/01/2023 - 06/30/2023

Fund	Beginning Cash Balance	Revenues	Expenses	Net Change Assets	Net Change Liabilities	Calculated Ending Balance	Actual Ending Balance	Calculated - Actual Ending
010 - GENERAL FUND	23,546,267.37	1,051,635.03	1,570,695.10	44,984.99	44,984.99	22,937,237.32	23,591,252.36	-654,015.04
015 - ENGINEERING & DEVELOPMENT SERVICES	3,000,000.00	421,607.97	414,876.92	0.00	0.00	3,006,731.05	3,000,000.00	6,731.05
021 - HIGHWAY 290/36	580,000.00	16.94	0.00	0.00	0.00	580,016.94	580,000.00	16.94
023 - JP TECHNOLOGY	100,000.00	803.79	109.17	0.00	0.00	100,694.62	100,000.00	694.62
030 - AMBULANCE SERVICE SUPPLEMENT PAYMENT	200,000.00	208.85	4,200.00	0.00	0.00	196,008.85	200,000.00	-3,991.15
031 - AMERICAN RESCUE PLAN ACT	6,000,000.00	-1,259.30	59,635.66	0.00	0.00	5,939,105.04	6,000,000.00	-60,894.96
032 - CORONAVIRUS RELIEF FUND	200,000.00	-370.60	6,453.04	0.00	0.00	193,176.36	200,000.00	-6,823.64
035 - EMS DONATION	150,000.00	3,789.66	4,107.99	0.00	0.00	149,681.67	150,000.00	-318.33
037 - RURAL ADDRESSING	125,000.00	170.25	0.00	0.00	0.00	125,170.25	125,000.00	170.25
042 - CHILD FOSTER CARE	100,000.00	135.41	0.00	0.00	0.00	100,135.41	100,000.00	135.41
045 - SCHOOL LAND DAMAGE	30,000.00	9.86	0.00	0.00	0.00	30,009.86	30,000.00	9.86
046 - PERMANENT SCHOOL / AVAILABILITY	1,328,960.00	985.53	1,097.39	0.00	0.00	1,328,848.14	1,328,960.00	-111.86
048 - SCHOOL LAND IMPROVEMENT	425,000.00	84.83	0.00	0.00	0.00	425,084.83	425,000.00	84.83
052 - RECORD MANAGEMENT PRESERVATION	300,000.00	9,236.19	710.27	0.00	0.00	308,525.92	300,000.00	8,525.92
053 - OPEB FUNDING	225,000.00	28.33	0.00	0.00	0.00	225,028.33	225,000.00	28.33
056 - RECORD PRESERVATION	125,000.00	570.92	0.00	0.00	0.00	125,570.92	125,000.00	570.92
059 - ARCHIVE FEE COUNTY CLERK	125,000.00	7,864.59	165.00	0.00	0.00	132,699.59	125,000.00	7,699.59
067 - INTEREST AND SINKING FUND	1,800,000.00	9,455.47	0.00	0.00	0.00	1,809,455.47	1,800,000.00	9,455.47
070 - COURTHOUSE SECURITY	150,000.00	3,290.36	0.00	0.00	0.00	153,290.36	150,000.00	3,290.36
076 - TOBACCO SETTLEMENT	425,000.00	37.02	0.00	0.00	0.00	425,037.02	425,000.00	37.02
093 - HOTEL / MOTEL TAX	515,000.00	8,265.01	27,895.00	0.00	0.00	495,370.01	515,000.00	-19,629.99
Report Total:	39,450,227.37	1,516,566.11	2,039,945.54	44,984.99	44,984.99	38,786,877.96	39,495,212.36	-708,334.40

WASHINGTON COUNTY INVESTMENT REPORT 2022

Account Number	Title	Fund	Term	%	Balance	Maturity Date	Pay Dates
1 627541	WC AMBULANCE SERVICE SUPPLEMENT	30	11 MO	2.97%	\$200,000.00	7/22/2023	
					COMPOUND	PAY AT MAT	
2 627707	WC TOBACCO SETTLEMENT	76	11 MO	2.97%	\$75,000.00	7/26/2023	
					COMPOUND	PAY AT MAT	
3 628013	WC GENERAL	10	11 MO	3.25%	\$4,000,000.00	10/4/2023	
					COMPOUND	PAY AT MAT	
4 628057	WC ARPA	31	11 MO	3.25%	\$3,000,000.00	10/4/2023	
					COMPOUND	PAY AT MAT	
5 628062	WC OPEB	53	11 MO	3.92%	\$225,000.00	10/18/2023	
					COMPOUND	PAY AT MAT	
6 628189	WC ROAD AND BRIDGE	15	11 MO	3.92%	\$3,000,000.00	10/17/2023	
					COMPOUND	PAY AT MAT	
7 628197	WC HWY 290/36	21	11 MO	3.92%	\$580,000.00	10/17/2023	
					COMPOUND	PAY AT MAT	
8 628198	WC JP TECHNOLOGY	23	11 MO	3.92%	\$100,000.00	10/17/2023	
					COMPOUND	PAY AT MAT	
9 628199	WC EMS DONATIONS	35	11 MO	3.92%	\$150,000.00	10/17/2023	
					COMPOUND	PAY AT MAT	
10 628200	WC RURAL ADDRESSING	37	11 MO	3.92%	\$125,000.00	10/17/2023	
					COMPOUND	PAY AT MAT	
11 628201	WC CHILD WELFARE	42	11 MO	3.92%	\$100,000.00	10/17/2023	
					COMPOUND	PAY AT MAT	

12	628202 WC SCHOOL LAND DAMAGE	45 11 MO	3.92%	COMPOUND	\$30,000.00	PAY AT MAT	10/17/2023
13	628203 WC PERMANENT SCHOOL FUND	46 11 MO	3.92%	COMPOUND	\$1,328,960.00	PAY AT MAT	10/17/2023
14	628204 WC SCHOOL LAND IMPROVEMENT	48 11 MO	3.92%	COMPOUND	\$425,000.00	PAY AT MAT	10/17/2203
15	628206 WC CO CLERK RECORD MGMT PRESERVATION	52 11 MO	3.92%	COMPOUND	\$300,000.00	PAY AT MAT	10/17/2023
16	628208 WC DIST CLERK RECORD MGMT PRESERVATION	56 11 MO	3.92%	COMPOUND	\$125,000.00	PAY AT MAT	10/18/2023
17	628209 WC ARCHIVE FEE	59 11 MO	3.92%	COMPOUND	\$125,000.00	PAY AT MAT	10/18/2023
18	628212 WC COURTHOUSE SECURITY	70 11 MO	3.92%	COMPOUND	\$150,000.00	PAY AT MAT	10/18/2023
19	628214 WC TOBACCO FUND	76 11 MO	3.92%	COMPOUND	\$350,000.00	PAY AT MAT	10/18/2023
20	628216 WC HOTEL MOTEL	93 11 MO	3.92%	COMPOUND	\$515,000.00	PAY AT MAT	10/18/2023
21	628226 WC GENERAL	10 11 MO	3.92%	COMPOUND	\$7,500,000.00	PAY AT MAT	10/18/2023

22 628228 WC ARPA 31 11 MO 3.92% \$3,000,000.00 10/18/2023
 COMPOUND PAY AT MAT

23 628233 WC CORONAVIRUS 32 11 MO 3.92% \$200,000.00 10/18/2023
 RELIEF FUND COMPOUND PAY AT MAT

24 628257 WC DEBT SERVICE 67 11 MO 3.92% \$1,800,000.00 10/22/2023
 COMPOUND PAY AT MAT

25 435081 WC GENERAL #2
 MAY 3.71% \$5,033,924.76
 JUNE 3.95% \$5,050,272.69

26 TX-01-226 WC TEXAS CLASS
 MAY 4.90% \$7,012,342.61
 JUNE 4.95% \$7,040,979.67

TOTAL INVESTMENTS W/O INTEREST \$39,403,960.00

TOTAL INVESTMENTS WITH INTEREST \$39,495,212.36

MONEY MARKET


JAN \$8,497.11 TR GEN'L #1
 FEB \$7,674.07 TR GEN'L #1
 MAR \$8,496.64 TR GEN'L #1
 APRIL \$8,222.91 REMAIN IN MM
 MAY \$25,701.85 REMAIN IN MM
 JUNE \$16,347.93 REMAIN IN MM
 YTD INTEREST \$74,940.51 GEN'L #2


TEXAS CLASS
 INTEREST MAY \$12,342.61
 JUNE \$28,637.06
 YTD INTEREST \$40,979.67


TREASURER'S REPORT

EXAMINED AND APPROVED BY WASHINGTON COUNTY INVESTMENT COMMITTEE

THIS 25th DAY OF July, 20 23


PEGGY KRAMER
WASHINGTON CO. TREASURER


SHAWNA DYER
WASHINGTON CO. AUDITOR


JOHN DURRENBERGER
WASHINGTON CO.
JUDGE

WASHINGTON COUNTY, TEXAS


FILED WITH THE EXHIBITS ACCOMPANYING SAME,

THIS 25th DAY OF July, 20 23




COUNTY CLERK

FILED AND RECORDED
2023 JUL 25 PM 1:46


BETH ROTHERMEL
COUNTY CLERK

EXAMINED AND APPROVED IN OPEN COMMISSIONERS' COURT

THIS 25th DAY OF July, 20 23


PRESIDING OFFICER OF COMMISSIONERS' COURT